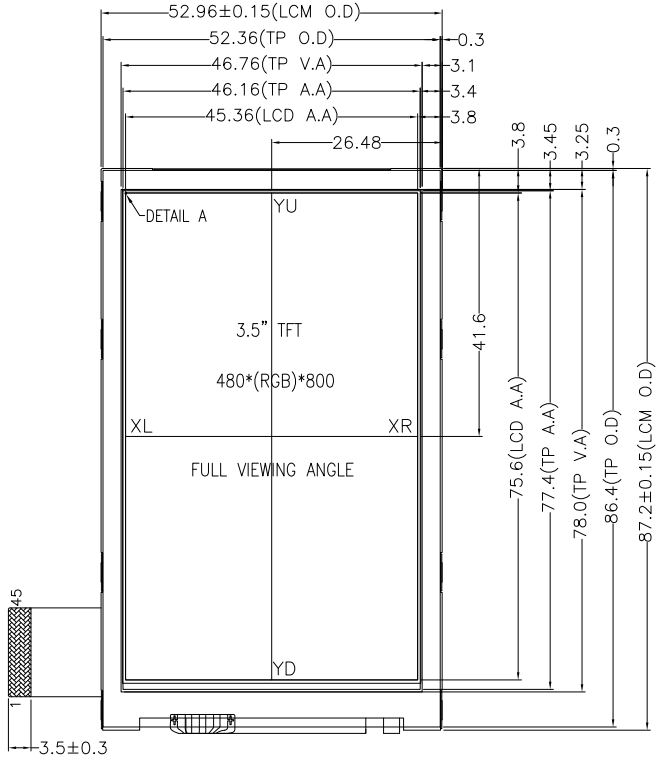



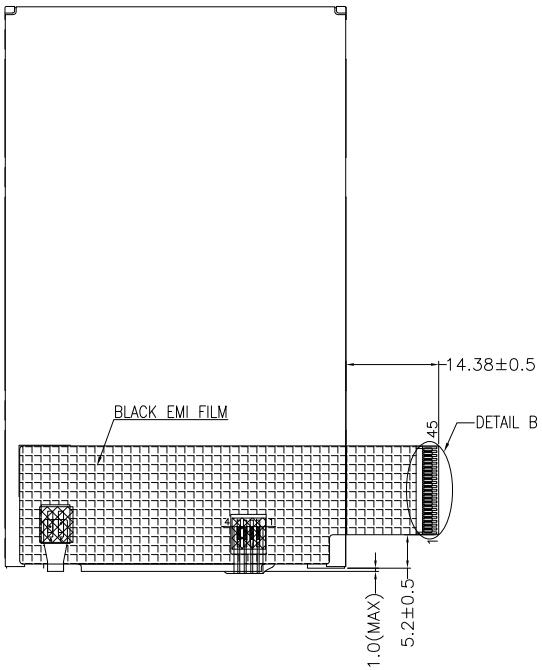

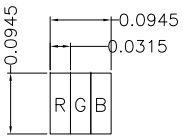

DETAIL A
SCALE 100:1

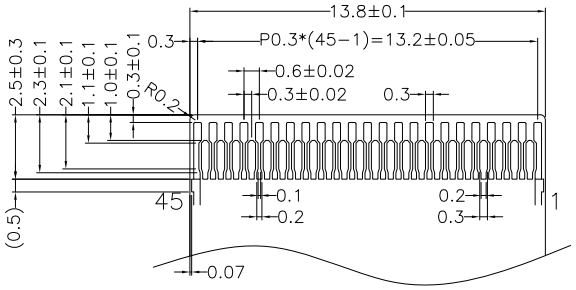

DETAIL B
SCALE 4:1

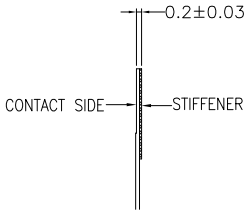

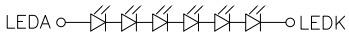

BACKLIGHT CIRCUIT DIAGRAM

TFT PIN DESCRIPTION

PIN	SYMBOL
1	GND
2	LEDA
3	LEDA
4	LEDK
5	LEDK
6	GND
7	GND
8	VCC
9	IOVCC
10	RESET
11	VSYNC
12	HSYNC
13	GND
14	DOTCLK
15	GND
16	DE
17	DB17
18	DB16
19	DB15
20	DB14
21	DB13
22	DB12
23	DB11
24	DB10
25	DB9
26	DB8
27	DB7
28	DB6
29	DB5
30	DB4
31	DB3
32	DB2
33	DB1
34	DB0
35	SDO
36	SDI
37	RDX
38	WRX/SCL
39	D/CX
40	CSX
41	TE
42	XR
43	YD
44	XL
45	YU

NOTES:

1. DISPLAY TYPE: IPS TFT,TRANSMISSIVE,NORMALLY BLACK
2. OPERATING VOLTAGE: VCC=2.8V, IOVCC=1.8V/2.8V
3. VIEWING DIRECTION: FULL VIEWING ANGLE
4. DRIVER IC: ST7701S
5. OPERATING TEMP.: −20°C ~ 70°C
6. STORAGE TEMP.: −30°C ~ 80°C
7. LED BACKLIGHT: 6−CHIP WHITE LED, If=20mA, Vf=19.2V(TYP.)
8. SURFACE LUMINANCE: 270CD/M^2(TYP.) WITH RTP
9. TOP POLARIZER SURFACE TREATMENT: ANTI−GLARE
10. MATED CONNECTOR: FH26−45S−0.3SHW
11. GENERAL TOLERANCE: ±0.2MM
12. ROHS COMPLIANT

VER.	REVISED DESCRIPTION	REVISER	DATE
01	FIRST ISSUE	CAROL	2021.02.04

MULTI−INNO TECHNOLOGY CO.,LTD.

DRAWN BY:	CAROL 2021.02.04		MODULE P/N: MI0350BDT−1RP
CHECKED BY:		SCALE : 1/1	
APPROVED BY:		UNIT: mm	DESCRIPTION: TFT + RTP MODULE
VERSION NO:	01	SHEET NO.: 1/1	